


3 Recipes - How To Make Homemade Food For Diabetic Cats



# HOMEMADE FOOD FOR DIABETIC CATS



by Pets Motherland

# LOW-CARBOHYDRATE HOMEMADE CAT FOOD FOR DIABETICS


## INGREDIENTS:

- 1/2 CUP COOKED WHITE RICE
- 1/4 CUP SHREDDED, COOKED CHICKEN
- 1 TABLESPOON OLIVE OIL OR VEGETABLE OIL
- 1/4 CUP HOMEMADE CHICKEN BROTH


## INSTRUCTIONS:

IN A LARGE BOWL, COMBINE ALL THE INGREDIENTS AND MIX WELL. SERVE IMMEDIATELY OR STORE IN AN AIRTIGHT CONTAINER IN THE REFRIGERATOR FOR UP TO 3 DAYS.

MAKES 1 SERVING.



by Pets Motherland



# DIABETIC CAT FOOD RECIPE WITH SALMON


## INGREDIENTS:

- 1 CAN (14 OUNCES) WILD SALMON, DRAINED AND FLAKED
- 1/2 CUP COOKED WHITE RICE
- 1/4 CUP SHREDDED, COOKED CHICKEN
- 1 TABLESPOON OLIVE OIL OR VEGETABLE OIL
- 1/4 CUP HOMEMADE CHICKEN BROTH

## INSTRUCTIONS:

IN A LARGE BOWL, COMBINE ALL THE INGREDIENTS AND MIX WELL. SERVE IMMEDIATELY OR STORE IN AN AIRTIGHT CONTAINER IN THE REFRIGERATOR FOR UP TO 3 DAYS.

MAKES 1 SERVING.



by Pets Motherland

# TURKEY AND RICE DIABETIC CAT FOOD RECIPE

## INGREDIENTS:

- 1/2 CUP COOKED WHITE RICE
- 1/4 CUP CHOPPED COOKED TURKEY
- 1 TABLESPOON OLIVE OIL OR VEGETABLE OIL
- 1/4 CUP HOMEMADE CHICKEN BROTH

## INSTRUCTIONS:

COMBINE ALL INGREDIENTS IN A BOWL AND MIX WELL. SERVES IMMEDIATELY OR STORE REFRIGERATED FOR UP TO 3 DAYS.

MAKES 1 SERVING.



by Pets Motherland

